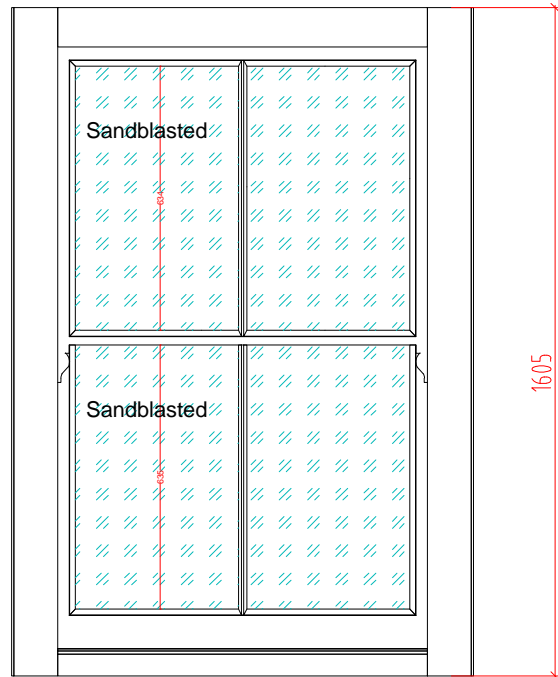
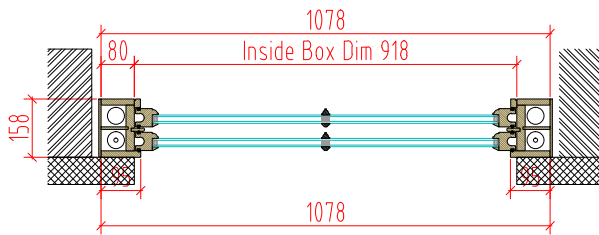
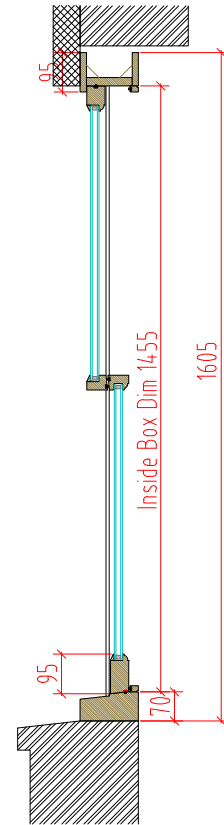


First Floor Rear Elevation Bathroom 'W-01-06'

Rear Elevation WINDOWS



- OUTSIDE



- OUTSIDE

SPECIFICATION

No OF WINDOWS	1 Full Box
WOOD	Full HARDWOOD Box
TYPE	BOX SASH/ LEAD WEIGHT
HORNS	TOP SASH ONLY
DRAFT PROOF	YES
Acoustic	YES
GLASS- TOP SASH	Sandblast , 8.8-8-8.8 mm ARGON FILLED SEALED UNIT, K GLASS
GLASS- BOTTOM SASH	Sandblast , 8.8-8-8.8 mm ARGON FILLED SEALED UNIT, K GLASS
ARCHITRAVES	Yes
WINDOW BOARD	NONE
FINISH	White Gloss Outside/White SATIN INSIDE
COLOR	WHITE
IRONMONGERY	Satin
IRONMONGERY QTY.	2 No SASH PULLS
	2 No SECURITY LOCKS
COMMENTS	WHITE INTERBARS

WSW

Wandsworth Sash Windows

First Floor Rear Elevation Bathroom W-01-06

Date: 09.2015

ADDRESS:10 Green Lane

REVISION 1

Sheet:1-1